

From Legends and Legacies to Silver Linings for Learning:

Tapping into History while Tapping into the Future Via Video

Dr. Curtis J. Bonk, cjbonk@indiana.edu
Professor, Indiana University



1

AECT Legends and Legacies

<http://aectlegends.org/>

Dr. Curtis J. Bonk, cjbonk@indiana.edu
Professor, Indiana University



2

AECT Legends and Legacies

<http://aectlegends.org/>

David Jonassen (Video = 35:19)
<https://www.youtube.com/watch?v=Fhnotpgru-4>



3

AECT Legends and Legacies

<http://aectlegends.org/>

Ivor Davis (Video = 47:44)
<https://www.youtube.com/watch?v=de5F-qf8t8&t=951s>



4

AECT Legends and Legacies

<http://aectlegends.org/>

Mike Molenda (Video = 29:16)
<https://www.youtube.com/watch?v=sXSqkcwiCss>

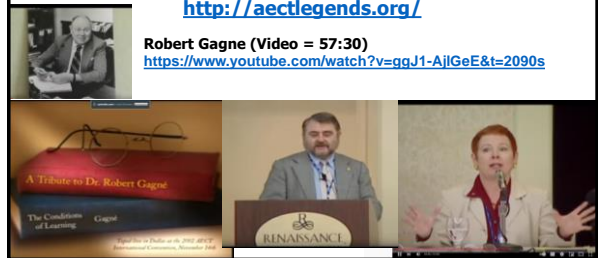


5

AECT Legends and Legacies

<http://aectlegends.org/>

Robert Gagne (Video = 57:30)
<https://www.youtube.com/watch?v=gqJ1-AjIGeE&t=2090s>




6

AECT Legends and Legacies

<http://aectlegends.org/>

Rita Richey (Video = 43:36)

<https://www.youtube.com/watch?v=F1kafjVHwQ8>




7

AECT Legends and Legacies

<http://aectlegends.org/>

Mary Herring (Video = 18:15)

<https://www.youtube.com/watch?v=qK1Jcw7ZjZk>



8

AECT Legends and Legacies

<http://aectlegends.org/>

Mike Spector (Video = 40:16)

<https://www.youtube.com/watch?v=qjI9eZPJfPs>



9

Relevant Weblinks

1. AECT Legends and Legacies: <http://aectlegends.org/>
2. Silver Lining for Learning: <https://silverliningforlearning.org/>
3. SSL Episodes: <https://silverliningforlearning.org/category/episodes/>
4. SSL Streaming to YouTube: https://www.youtube.com/channel/UC9XEsh89qrIpmVpQt-_aA/live

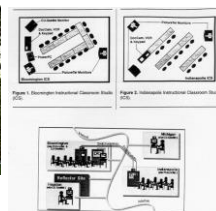
10

Relevant References

1. Bonk, C. J. (2018, November). Tapping into History Via Video: Enlisting the Legends and Legacies of Our Field. *TechTrends*, 62(6), 538-540. DOI: 10.1007/s11528-018-0332-3 (see also IU ScholarWorks for preprint: <https://iu.tind.io/record/1727>)
2. Lee, M. M., & Bonk, C. J. (2013). Through the words of experts: Cases of expanded classrooms using conferencing technology. *Language Facts and Perspectives*, 31, pp. 107-137. DOI:10.20988/lfp.2013.31.107. Available: <https://pdfs.semanticscholar.org/1907/44921754b0eb1221b66c14a2e8c79b9d20.pdf>
3. Bonk, C. J. (2011). YouTube anchors and enders: The use of shared online video content as a macrocontext for learning. *Asia-Pacific Collaborative Education Journal*, 7(1), 13-24. Available: <http://publicationshare.com/pdfs/201103.pdf>
4. Bonk, C. J., Appelman, R., & Hay, K. E. (1996). Electronic conferencing tools for student apprenticeship and perspective taking. *Educational Technology*, 36(5), 8-18.

11

Synchronous + Asynchronous (e.g., Elliot Soloway and David Palumbo, 1995)



12

Ten Pedagogical Ideas...



13

1. Expert Presentations with Audience Questioning and Commenting

The guest expert makes a formal or semi-formal presentation of ideas, activities, cultural norms and practices, or research to the class.



14

2. Responding to Book or Article Quotes (i.e., Ray Junco)

The learners come to the synchronous session with quotes from those articles or resources for the guest expert to respond to.



15

3. Responding to Publication Visuals (i.e., Steve Carson)

Students find visuals from the culture or country of the guest to respond to; alternatively, they might find charts, tables, figures, and graphs from articles, books, or presentations of the guest expert.



16

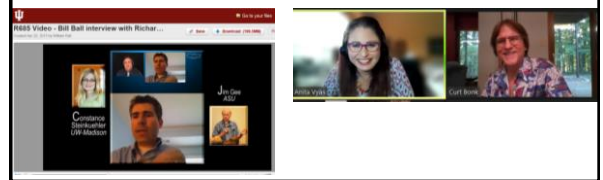
4. Combine Asynchronous and Synchronous Events (e.g., guest was David Merrill, 2007)



17

5. Solicit Student Recommendations

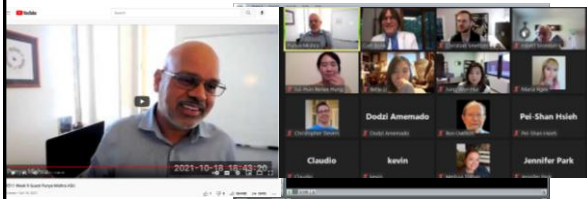
Expert Interviews (Rich Culatta, Acting Director, Office of Educational Technology)
September 29, 2021, Anita Vyas, Baylor University Med School
Week 6 R511 Guest, <https://youtu.be/CLMEbiGrYJs>



18

6. Make a List of Those You Know

October 18, 2021, Week 9 with Punya Mishra (1:06:19),
<https://youtu.be/jBFiIB11NSI>



7. Expert Pairs

Invite two guests who can add a more complete picture.

Yunjo An and Lin Lin, August 21, 2021



19

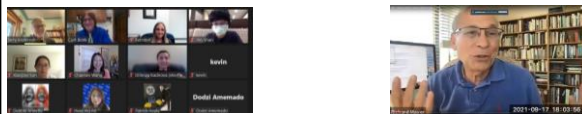
20

8. Expert Interviews and Discussions

Students might read the biography or resume of the guest as well as available articles, books, and other resources about this person. Next, the guest might respond to questions from the class based on these resources.

August 24, 2021, Terry Anderson

September 17, 2021, Expert chat session with Richard Mayer
 (1:17:47): <https://youtu.be/pVo7IRsbqkA>

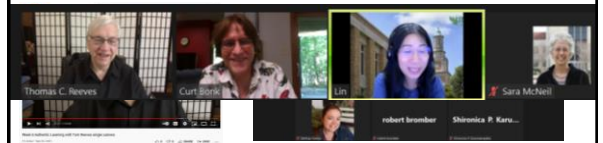


21

9. Expert Session Archive Reviews and Discussions

A class might watch one or more guest expert sessions from a previous semester and form discussion groups based on controversial, confusing, or complex aspects of such sessions.

September 26, 2021, Week 6 Authentic Learning with Tom Reeves
 (1:12:24), <https://www.youtube.com/watch?v=5pSZjiW3XTw>



22

10. Expert Life Stories

The guest expert might detail different stories or situations that he or she has encountered related to a certain topic of the class. Students in the class can comment on them and ask questions as needed.


(October 12, 2021, R511 Week 8 Interview with Kyle Peck Single Camera
 (1:10:38): <https://www.youtube.com/watch?v=yckFA6x-f-Q>



23

Why Use Video?

1. David Ausubel (1978) argued that knowledge was hierarchically organized.
2. New learning concepts and ideas to be subsumed under or anchored within prior learning experiences (i.e., meaningful info must be related to what already know).
3. Advance Organizers: Per Ausubel, we must provide a context, richer, deeper learning.



24

Why Use Video?

4. Dual coding theory (learning information verbally and visually is more richly stored): Alan Paivio.
5. Anchored instruction and macrocontexts: John Bransford and colleagues.
6. Multimedia theory: Richard Mayer.



25

Anchored Instruction

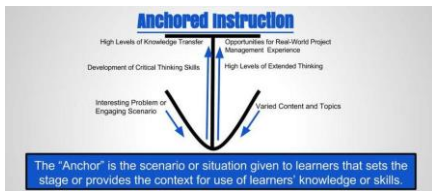
Anchored Instruction in short video clips—learn Math



26

Anchored Instruction in short video clips—learn Math

<http://peabody.vanderbilt.edu/projects/funded/jasper/jasperhome.html>



27

Uses of Shared Online Videos

- A. Pause and Reflect
- B. Key Concept Reflections
- C. Video Anchor or Starter
- D. Video Capstone or Ending
- E. Online Previews and Discussions



28

More Uses of Shared Online Videos

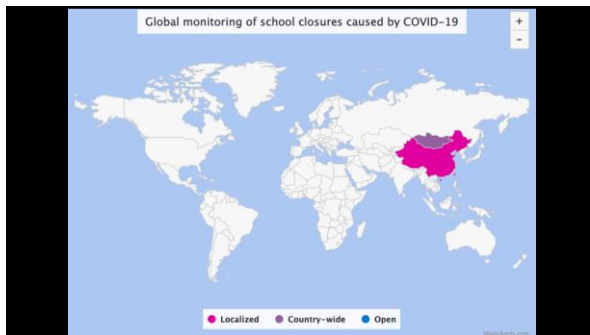
- A. Anchor Archives
- B. Anchor Creators and Competitions
- C. Student Concept Demonstrations
- D. Video Anchor Debates
- E. Anchor Creator Interviews



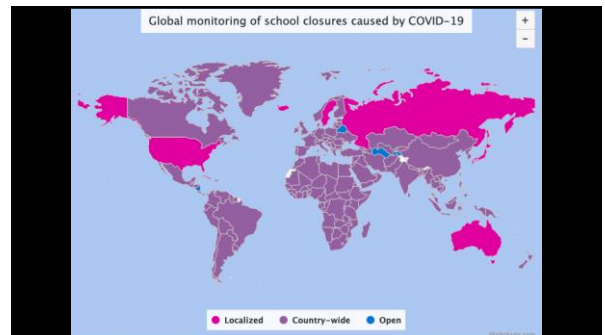
29



30



31



32



33



34



35



36

Sample 2020 Shows



37



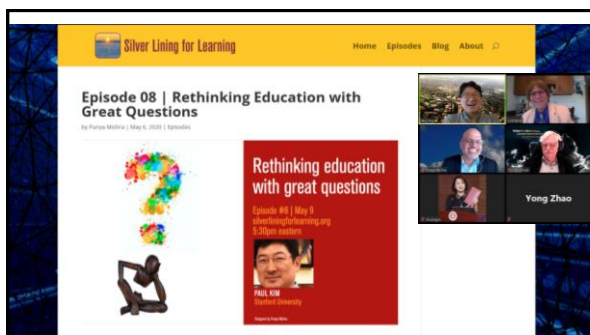
38



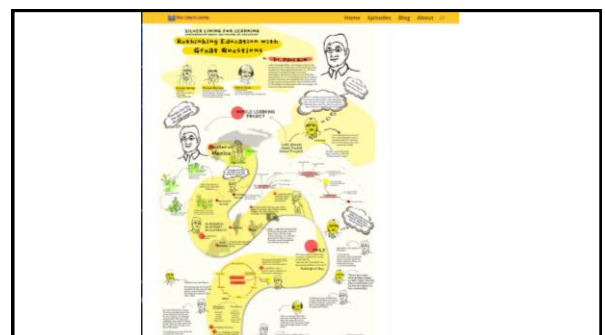
39



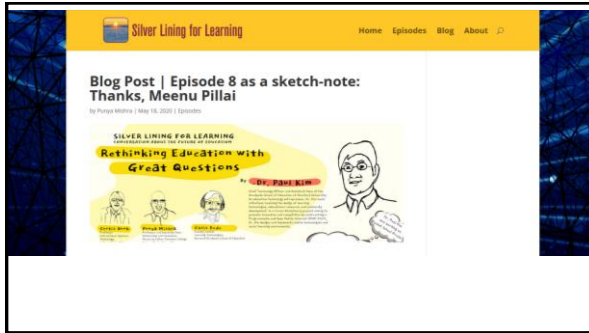
40



41



42



43



44



45



46



47



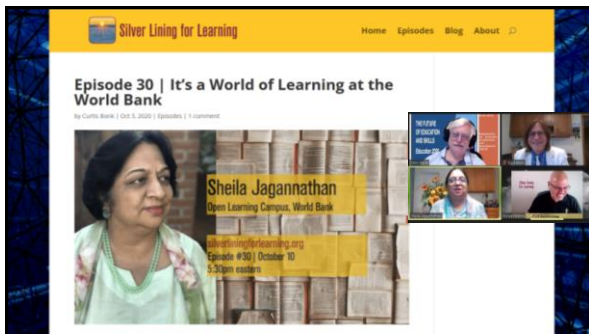
48



49



50



51



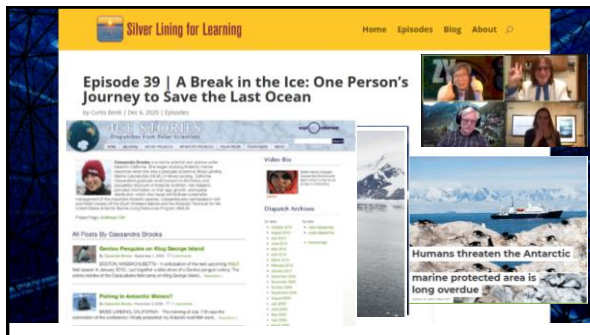
52



53




54



55



56



57



58



59



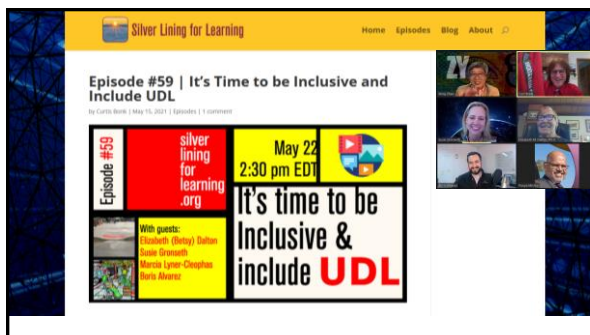
60



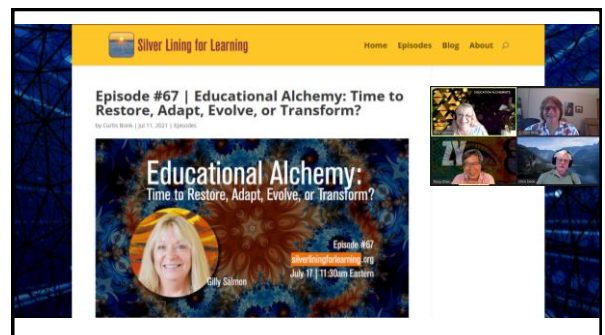
61



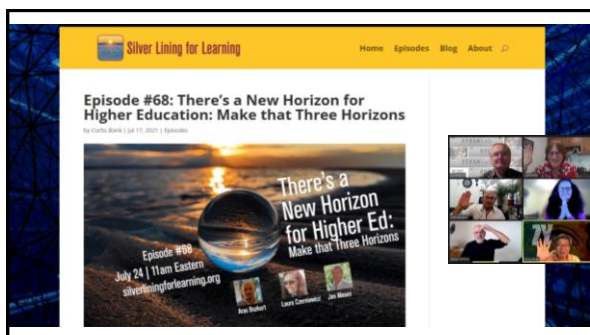
62



63



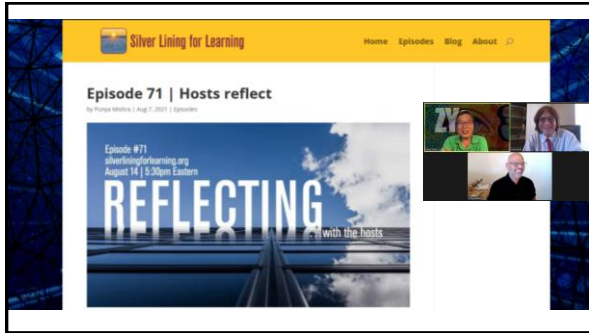
64



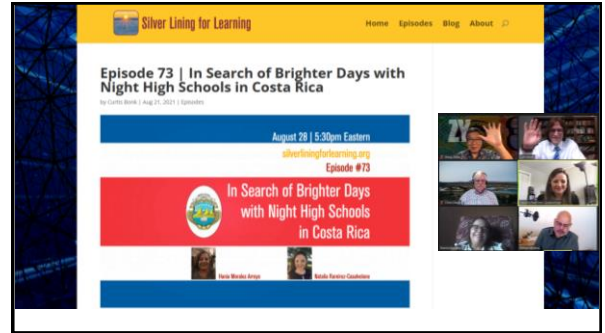
65



66



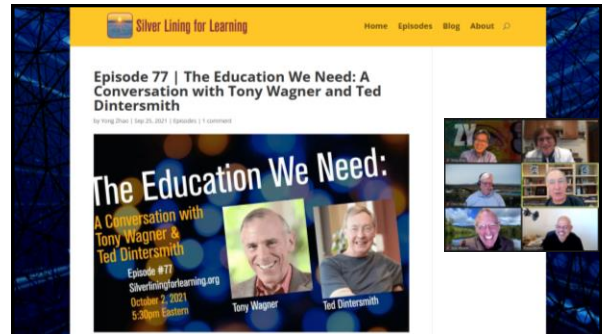
67



68



69



70



71



72

Pedagogical Uses of Silver Lining for Learning (SLL)

1. Watch and write review papers
2. Watch and look for themes or common issues
3. Draft educational change models, frameworks, or systems
4. Interview prior participants
5. Draft mini-chapters based on episodes into a book
6. Write future trends papers
7. Remix episodes
8. Create concept snippets
9. Online discussion forums on episodes
10. Online role play or debate different episodes

73

Pedagogical Uses of Silver Lining for Learning (SLL)

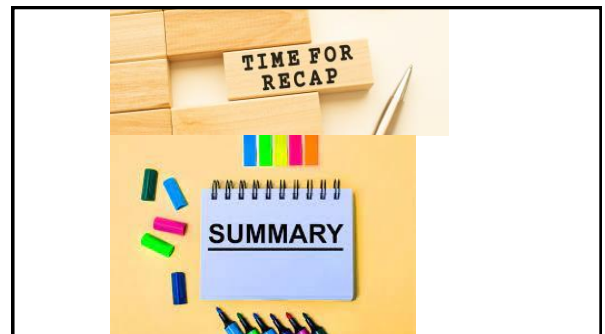
1. **Legacies and Legends project:** Those selecting this option should watch video interview reflections or presentations from at least five leaders in the field of instructional and educational technology (e.g., Robert Reiser, Mike Molenda, Charlie Reigeluth, David Merrill, Michael Spector, Mendel Sherman, Marcy Driscoll, Robert Gagne, Rita Richey, Phil Harris, Robert Mayer, David Jonassen, Tom Reeves, Mike Hannafin, Kay Persichitte, Kyle Peck, etc.). If you select this option, you are to write a 4-5 page single spaced reflection (perhaps 2,000-3,000 words or more).
2. **Silver Lining for Learning.** Each Saturday, we feature people or a project related to the field of educational technology that offers a ray of hope during the COVID-19 pandemic. Those selecting this option should watch at least five Silver Lining for Learning episodes. If you select this option, you are to write a 4-5 page single spaced reflection (perhaps 2,000-3,000 words or more) of the insights, concerns, commonalities, disagreements, suggestions, trends, experiences, projects, and technologies mentioned by these thought leaders.

74

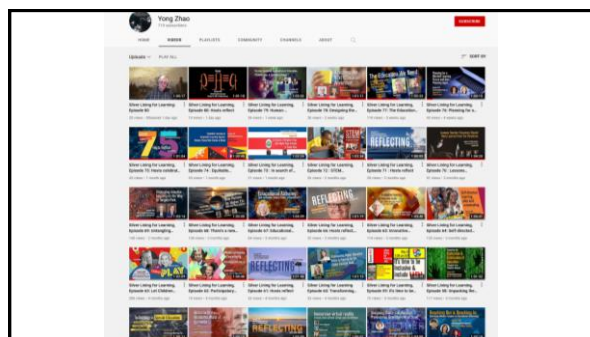
Key Steps in SLL Episodes

1. Contact potential guests.
2. Get agreements on time and date.
3. Put in schedule in Google Doc.
4. Write up blog post on show and include pic and bio of each guest.
5. Post blog post one week prior.
6. Market show in social media.
7. Send reminders.
8. Run show in Zoom and send to YouTube channel (ask questions of guests; guests slides at times).
9. Archive show.
10. Post links to social media and send thank you's.

75



76



77

80 episodes
(+ side conversations
& blog posts)

120+ guests

~17K views

Top 10 Countries

1. United States
2. Canada
3. Bangladesh
4. Australia
5. China
6. India
7. Ireland
8. United Kingdom
9. Turkey
10. Hong Kong

78

Looking ahead

79



80

A shift in focus

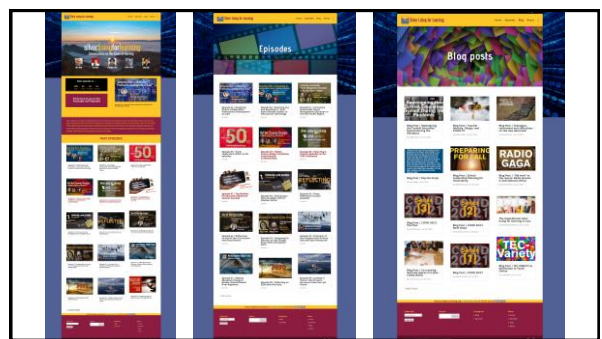
81



82



83



84

A pedagogical resource



85

➤ Join us

- Subscribe
- Recommend guests
- Extend the conversation
- Share on social media
- Tell a friend...



86

QUESTIONS and Comments



silverliningforlearning.org

87

THANK YOU!

Curt Bonk, Indiana University
cjbonk@Indiana.edu

silverliningforlearning.org

Conversations on the future of learning

88