

"I Am Pleased To Inform You That..." Insights and Advice on Getting Published in Educational and Instructional Technology

Ana-Paula Correia, Ph.D.
The Ohio State University,
USA

Curtis J. Bonk, Ph.D.
Indiana University,
USA



Purposes of this Session

1. Discuss the many faces of scholarly publication
2. Explore the process for getting published
3. Examine writing tips and insights
4. Share resources

<https://tinyurl.com/ycnazffm>



The Many Faces of Scholarly Publication

1. Diversification of places of publication
2. Dissemination of open access resources
3. Increasing influence thru social networking



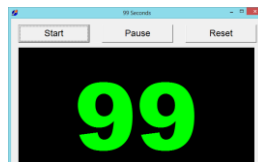
The Many Faces of Scholarly Publication

1. The academic persona
2. Peer recognition
3. The exploitative nature of open access publishing



99 Seconds Activity #1

With your next chair neighbor discuss 1 to 2 writing dilemmas currently facing.



Insights and Advice on Getting Published in
Educational and Instructional Technology

The Process

Put Forward your Best Work

1. Collaborative research projects
2. Literature reviews
3. Reflections/ conceptual pieces
4. Grant projects
5. Class projects



Finding a Journal that Fits

What to look for?


1. Who will be your target readers?
2. Who are the authors and journals you cite the most related with your research program?
3. Is there a match between your work and the journal aims and scope?
4. What is the journal turnaround time?
5. What is the journal acceptance rate?



Finding a Journal that Fits

Where to look for?

1. *Social Sciences Citation Index (SSCI)* is a commercial citation index product of Clarivate Analytics. It was originally developed by the Institute for Scientific Information from the Science Citation Index.
2. *European Reference Index for the Humanities and the Social Sciences (ERIH PLUS)* was created and developed by European researchers under the coordination of the Standing Committee for the Humanities of the European Science Foundation.



Selecting a Journal

Practitioner Journals

1. Target practitioners
2. Deal with problems and issues tied directly to practice
3. Receive wider circulations and visibility
4. Refereed or nonrefereed articles



Selecting a Journal

Peer-Reviewed Journals

1. Top-tier journals: are SSCI-indexed
2. Second-tier journals: have an established history in the field
3. Third-tier journals: are newer in the field



TOP-TIER JOURNALS



[*British Journal of Educational Technology*](#)



[*Educational Technology Research and Development*](#)



[*Computers & Education*](#)



[*Instructional Science*](#)

SECOND-TIER JOURNALS



[Journal of Educational Computing Research](#)




[TechTrends](#)



[The American Journal of Distance Education](#)

THIRD-TIER JOURNALS



[International Journal of Online Pedagogy and Course Design](#)



[Contemporary Issues in Technology and Teacher Education](#)



[Digital Experiences in Mathematics Education](#)

Get Involved...

- Review articles and conference proposals (learn about peer-review criteria and guidelines)
- Review book proposals
- Do a conference workshop
- Organize a symposium



Generate Starter Text...

- Author a blog
- Use social media
- Submit a conference proposal
- Write editorials
- Write book and software reviews



Take the Plunge...Part 1

- Look for opportunities to create publishable manuscripts from your dissertation
- Contribute with a chapter
- Conduct an interview
- Write a practical article, newsletter, or book review



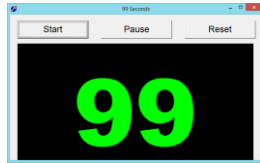
Take the Plunge...Part 2

- Write a major grant proposal
- Lead a special journal issue
- Edit a book
- Sole author a book
- Get your name out there!



99 Seconds Activity #2

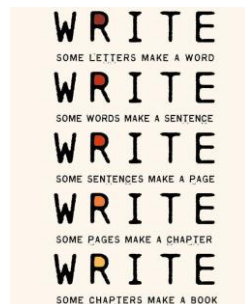
Commit to 1 to 2 ways to take the plunge and share them with your next chair neighbor.



Insights and Advice on Getting Published in Educational and Instructional Technology

Writing Tips and Insights

The Top 20 Writing Tips



1. Mark Writing Days in Planner



2. Maintain a List and Network of Potential Research and Writing Collaborators



Sidenote: Find Good People to Work With...Life is Short—Avoid Egomaniacs and People Who Lie



3. Draft a Timeline or Multiple Timelines with Flexible Goals



A tracking system for the production of manuscripts

Stage of Development


Idea and planning	Data collection and analysis	First draft of manuscript	Share manuscript for feedback	Draft revised and completed	Submitted for review
→	→	→	→	→	Paper 1
→	→	→	→	→	Paper 2
→	→	→	→	→	
→	→	Paper 4	→	→	
→	Paper 5	→	→	→	
→					Paper 6

4. Think Ahead About the Publishing Potential of Each Project




Sidenote: Don't Just Publish for the Sake of Publishing...

THE EVOLUTION OF INTELLECTUAL FREEDOM




WWW.PHDCOMICS.COM

5. Be a Bumblebee and Butterfly



6. Find, Save, and Use Starter Text (overcomes writer's block)



7. Always Scan the Reference Sections of Other Articles to See What Journals are Popular



8. Avoid High Quality (i.e., SSCI) Journal Fixations




9. Be Second or Third Author Sometimes to Spread Limited Resources



10. If Need Summer Money, Teach Short Term or Intensive Courses

Intensive Courses
Click Here

11. Edit Your Papers a Lot! (Mozartian vs. Beethovenian)



12. Organize Conference Symposia Which Can Lead to Special Journal Issues and Books



13. Sponsor Visiting Scholars to Work with You; They Often Have Writing Plans



19. Share Your Publication Efforts

(e.g., Twitter, Facebook, LinkedIn, email, ResearchGate, Academia.edu, etc.)



20. Celebrate Your Writing Accomplishments with Friends



Audience Poll:

How many ideas did you get from this session?

1. 0 if I am lucky.
2. Just 1.
3. 2, yes, 2...just 2!
4. Do I hear 3? 3!!!!
5. 4-5.
6. 5-10.
7. More than 10.



Recap of this Session

1. The many faces of scholarly publication
2. The process for getting published
3. Writing tips and insights
4. Resources

<https://tinyurl.com/ycnazffm>



Final Poll: Share Three Words from this Session...?

e.g., "I am happy!" and our "Minions are happy!"



In three words I can sum up everything I've learned about life: it goes on.

Robert Frost

BrainyQuote

Thank You!

Ana-Paula Correia, OSU



correia.12@osu.edu

Follow me on Twitter:

<https://twitter.com/correia65>

<http://anapaulacorreia.com/>

Curt Bonk, IU



cjbonk@indiana.edu

TravelinEdMan in Twitter:

<https://twitter.com/travelinedman>

<http://curtbonk.com/>

Slides: <http://www.trainingshare.com/workshop.php>

Resources: <https://tinyurl.com/ycnazffm>

